

GAE ProStage EQX22 Sound Shaper



Der Sound Shaper EQX22 wurde als spezielle Ergänzung zu allen GAE ProStage-Systemen entwickelt und erzielt bei einfacher Bedienung eine beeindruckende Wirkungsweise. Wenige Funktionsschalter und eine optimal angepaßte Klangregelung erschließen bei unkomplizierter Handhabung eine Vielzahl von Anwendungsmöglichkeiten.

In allen Systemen der GAE-ProStage-Serie werden die Hochtöner durch eine im passiven Filter integrierte elektrische Überlastungsschaltung geschützt. So konnte auf aufwendige Signallimiter verzichtet werden. Moderne leistungsangepaßte Endstufen mit Clip-Schutz bilden eine perfekte Verbindung mit dem Sound Shaper EQX22.

The Sound Shaper EQX22 is designed as a special extension to all GAE ProStage systems and achieves impressive results without being complicated in operation. Only a small number of function-buttons and an optimally matched tone control allow numerous application possibilities whilst being uncomplicated in handling. All GAE ProStage system HF components are electronically protected with an overload protection integrated into the passive crossover. As such the integration of expensive signal limiters in the EQX could be avoided. Modern, matched, power amplification with integrated clip-protection form a perfect combination with the Sound Shaper EQX22.

Dimensions (W x H x D)	19" / 1HE, 100mm (3.94")
Weight	1.7kg
Power supply	230-240V, 115-120V / 50-60Hz, <7VA non-leakage toroidal transformer, transient-protection, primary circuit: safety fuse, M 0.25A secondary circuit: maintenance-free PTC-resistor
Inputs	electronically balanced, input impedance 20kΩ
Maximum input level	+20dBu (BASS GAIN ≤ REF) +16dBu (BASS GAIN max. @ 50Hz)
Outputs	electronically balanced, output impedance ≤ 20Ω
Maximum output level	+20dBu in 600Ω (=10Vrms)
THD+N	≤ 0.008%
Signal/Noise ratio FR/HI	≥ 93dBV (linear-weighted 22Hz...22kHz) ≥ 97dBV (A-weighted)
Signal/Noise ratio BASS	≥ 98dBV (linear-weighted 22Hz...22kHz) ≥ 102dBV (A-weighted)
Dynamic range FR/HI (150...22kHz)	≥ 111dB (linear-weighted) ≥ 116dB (A-weighted)
Dynamic range BASS (22...150Hz)	≥ 116dB (linear-weighted) ≥ 120dB (A-weighted)
Channel cross-talk FR/HI	≥ 90dB @ 1kHz ≥ 73dB @ 20kHz
0dBV ≡ 1V	
0dBu ≡ 0.775V ≡ -2.214dBV	

OPERATION MANUAL
GAE Sound Shaper EQX22

Table of contents

Important, CE conformity	Page 2
Short description of operating controls.....	Page 3
General function description	Page 4
Technical specifications	Page 9
Appendix A (Control elements)	Page 10
Appendix B (Hints on connection).....	Page 11
Appendix C (Operation examples).....	Page 12

Important

Be sure to read the following before connecting and operating this device for the first time:

- This unit contains no user-serviceable parts.
- There are no operating controls inside the unit. It is not necessary to open the unit for operation.
- Refer all repair and maintenance to authorised GAE service personnel.
- Tampering with the internal circuitry will void any guarantee claims.
- Be sure to allow for sufficient cooling during operation especially when rack mounting this unit above other heat producing units (amplifiers etc.).
- The main fuse of this device is a maintenance-free PTC-resistor in the secondary circuit. The primary circuit fuse provides an extra protection against a defect in this circuit. This fuse may only be replaced with the specified type M0.25A (M= medium slow break) for 230V units. (M0.5A for 15 - 120V USA-units)
- Ensure that the unit is protected from heat and humidity.
- Make sure that the power source voltage specified on the rear panel of the unit matches your local AC mains supply. (220-240V/50-60Hz European-units, 115-120V/50-60Hz USA-units)
- Only use good quality cable material when connecting this unit. This applies to both signal and sense cables.
- Be aware that high voltages can occur in the sense cables.
- Read the operating manual carefully.

Reference to EC statement of conformity

This document confirms that the product **GAE Sound Shaper EQX22** bearing the CE label meets all requirements in the EMC directive 89/336/EEC laid down by the Member States Council for adjustment of legal requirements, further more the product complies to the rules and regulations referring to the electromagnetic compatibility of devices from 30. August 1995.

This product bearing the CE label complies with the following harmonised or national standards:

DIN EN 55011; DIN EN 55013; DIN EN 50014; DIN EN 55022; DIN EN 60555; DIN EN 50081-1/2

The authorised declaration and compatibility certification lies with the manufacturer and can be viewed on request. Responsible as manufacturer is the company:

opal audio vertrieb GmbH, Engerstraße 47, D-33824 Werther, ++ 49 5203-236/237 Fax 238

The awarding of the CE label confirms the compliance with legal directives issued for the manufacture and marketing of electronic and electrical devices. As such the CE label is not a „seal of quality“ but rather proof that the device bearing the label is conform with the electromagnetic compatibility standards laid down in the above named testing regulations.

WARNING

High volume levels can lead to irreversible hearing damage.

In cases where hearing becomes painful it is possible that damage is incurred within the whole nervous system.

Modern sound systems are designed to reproduce high volume levels and as such can be considered a danger to human hearing when incorrectly operated.

Short description of operating controls

1. BASS EXTEND

On (button ❶ front, depressed):

At the FR/Hi-output the high-pass filtered FULLRANGE (FR)-signal is presented upward of the filter frequency of 45Hz.

Off (button ❶ front, not depressed):

At the FR/Hi-output the high-pass filtered HIGH (HI)-signal (>60Hz) is available. This position can be applied for speech only applications or for sub bass extension situations.

2. MONO BASS

On (button ❷ front, depressed):

Both BASS-outputs provide the same bass-signal in the form of a MONO-sum. (Only when ACTIVE BASS ❹ ON.)

3. BASS GAIN

Dial ❸ with 41 indent positions and double function:

1) BASS EXTEND ON ❶, ACTIVE BASS OFF ❹:

Step-less boosting of the bass segment (up to +9dB at 55Hz) at the FR/Hi-outputs.

2) ACTIVE BASS ON ❹:

Volume control of the BASS-outputs of between $-\infty$...+9dB. **REF:** at this position both the BASS- and FR/Hi-outputs deliver equal electrical output.

4. ACTIVE BASS

On (button ❹ front, depressed):

Activates the BASS-outputs and routes the function of the BASS GAIN control to here.

Off (button ❹ front, not depressed):

The BASS-outputs are muted and the BASS GAIN control allows the step-less adjustment of the bass segment at the FR/Hi-outputs.

5. LOW MID EQ

Dial ❺ with 41 indent positions, Flat...Max (0...+6dB @ 55Hz):

Allows the individual boosting of the low/mid frequencies up to 500Hz. Especially effective when operating isolated single systems.

6. LOW MID EQ

On (button ❻ front, depressed):

Activates dial ❺.

7. MID EQ

Dial ❷ with 41 indent positions, Min...Flat (-9...0dB @ 1.0kHz):

Allows the step-less cutting of the mid range band for adjustment to individual hearing preferences and for the adaptation to given room acoustics.

8. MID EQ

On (button ❼ front, depressed):

Activates dial ❷.

9. POWER

LED shows the power status of the device.

General function description

The Sound Shaper EQX22 is designed as a special extension to all GAE ProStage systems and achieves impressive results without being complicated in operation. Only a small number of function-buttons and an optimally matched tone control allow numerous application possibilities whilst being uncomplicated in handling. All GAE ProStage system HF components are electronically protected with an overload protection integrated into the passive cross-over. As such the integration of expensive signal limiters in the EQX could be avoided. Modern, matched, power amplification with integrated clip-protection form a perfect combination with the Sound Shaper EQX22.

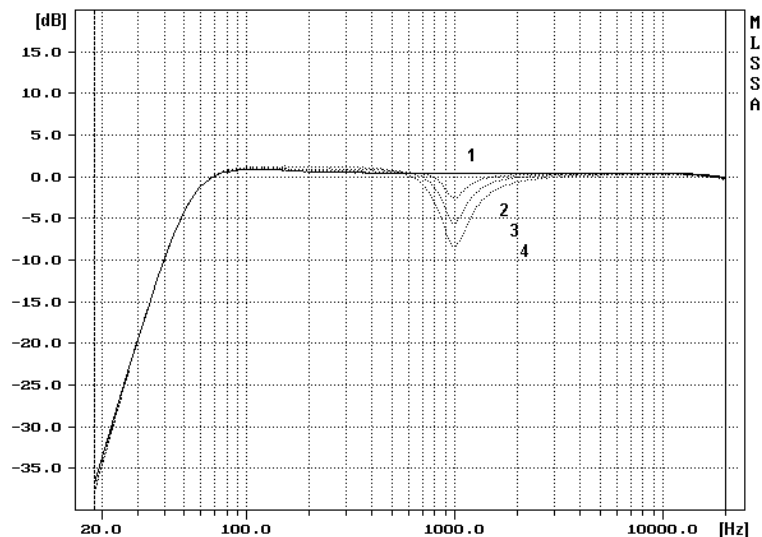
The following is an explanation of the function of the device using frequency range graphics as examples.

- Due to design conditions, bass reflex systems, as used in the GAE ProStage-Series, should generally be driven with a high-pass filtered audio signal. In this way it is guaranteed that the loudspeaker is not unnecessarily loaded with low frequency signals below the tuning frequency of the system which could lead to unnecessary wear. One of the basic functions of the EQX22 is a subsonic-filter, operating below 60Hz in favour of a reduction of membrane excursion in the low/mid speaker in the Top-box effectively limiting booming, popping and other unwanted low-frequency noise and maximising the power capacity of the overall system.

Basic function with non-depressed button ①,④: The high-pass filtered HIGH-signal is provided upwards from 60Hz at the FR/HI-outputs, the BASS-outputs are muted.

- Front-button ③ ON, dial ⑦ MID EQ: The coloration of audio signals around 1000Hz is a problem often confronted in day-to-day sound-reproduction situations. A small-band dip in this frequency area allows an audibly-advantageous influencing of the listening experience, especially when reproducing the human voice and the majority of pre-recorded material. This dip induces a feeling of a more natural and relaxed reproduction without the noticing of any tonal change to the system. Additionally this situation is beneficial to microphone feedback-suppression in this frequency range.

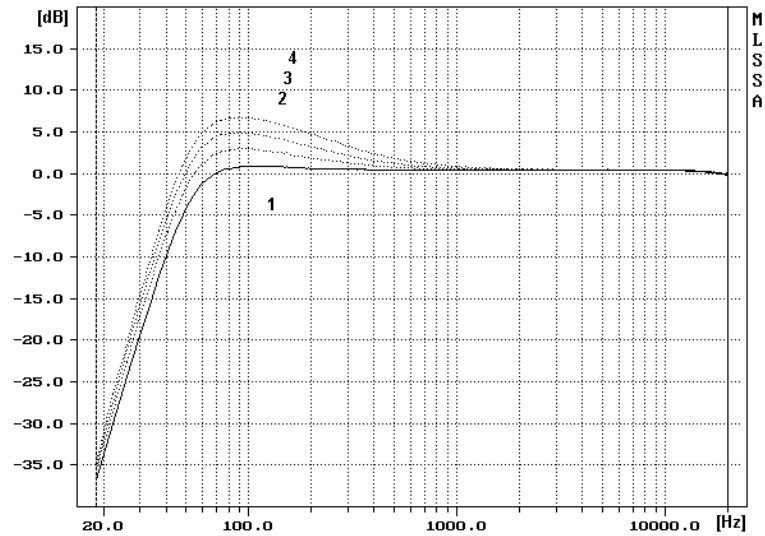
Depressing the button ③ ON activates the dial ⑦ MID EQ with 41 indent positions in the operating range Min...Flat -9...0dB @ 1kHz.



- Plot 1: Frequency range of the EQX22 at the FR/HI-outputs, Basic function high-pass filter 60Hz.
 Plots 2-4: MID EQ activated with switch ON.
 Plot 2: Dial-Position 2 o'clock,
 Plot 3: Dial-Position 11:30,
 Plot 4: Dial-Position MIN.

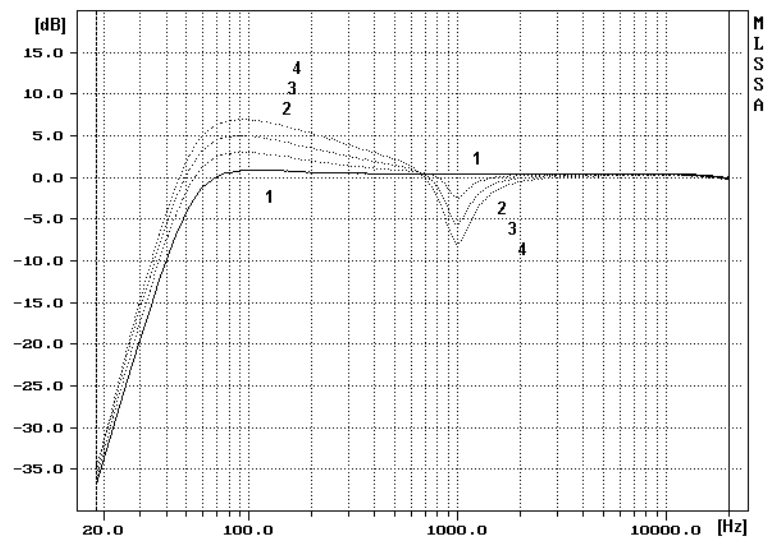
- Front button ⑥ ON, dial ⑤ LOW MID EQ: Boosting the tuning frequency is often required to achieve tonal balance when loudspeaker systems are installed in free-space positions (e.g. when positioned on stands or flown). Cone-driver beaming effects and a change of directivity at around 500Hz require an adjustment of the frequency range between 55Hz and 500Hz.

Depressing button ⑥ ON activates the dial ⑤ LOW MID EQ with 41 indent positions in the operating range Flat...Max 0...+6dB @ 55Hz.



Plot 1: Frequency range of the EQX22 at the FR/HI-outputs, Basic function high-pass filter 60Hz.
 Plots 2-4: LOW MID EQ activated with switch ON.
 Plot 2: Dial-Position 11:30,
 Plot 3: Dial-Position 2 o'clock,
 Plot 4: Dial-Position MAX.

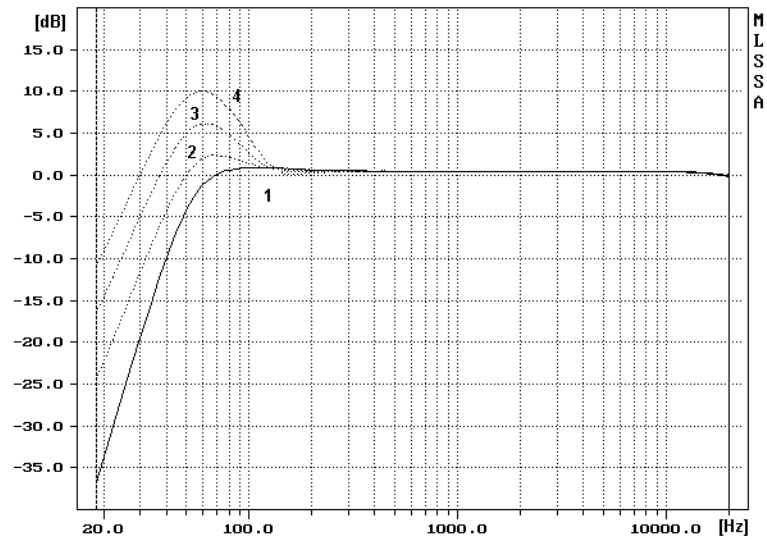
- A combination of **MID EQ** and **LOW MID EQ** allow for a multitude of practical, sound-influencing control possibilities which are easily achieved with only moderate effort and at the same time, disqualifying the necessity for expensive equaliser systems.



Combinations of MID EQ and LOW MID EQ.

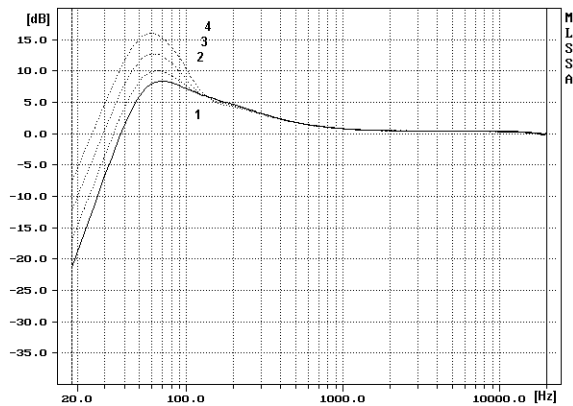
- Front button ① **BASS EXTEND** depressed (④ **ACTIVE BASS** not depressed): Dial ③ **BASS GAIN**: The function BASS EXTEND increases the bass frequency range at the FR/HI-outputs to 45Hz and can be boosted at a middle frequency of 55Hz up to 9dB. In this way a small-band sub-bass boost up to 100Hz can be achieved. A powerful bass foundation with a warm sounding reproduction, even with smaller systems, can be obtained with experienced operation at low and middle volumes. Because the bass-boost lies in the area of the tuning frequency of the bass-reflex design the total power capacity of the system is limited at higher volumes.

Front button ❶ **BASS EXTEND** depressed (and ❷ **ACTIVE BASS** not depressed) activates the dial ❸ **BASS GAIN** with 41 indent positions in the operating range 0...+9dB @ 55Hz.

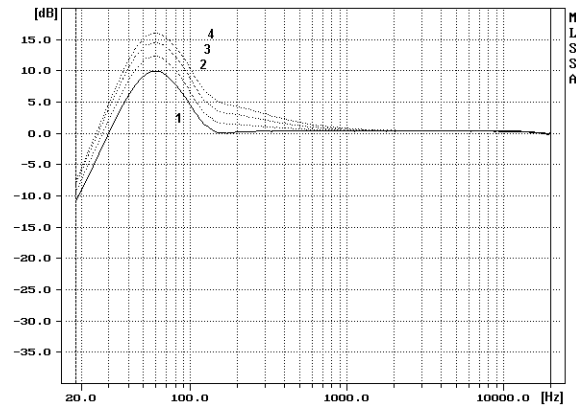


Plot 1: Frequency range of the EQX22 at the FR/Hi-outputs, Basic function high-pass filter 60Hz. (BASS EXTEND not activated.)
 Plot 2-4: Dial BASS GAIN activated with switch BASS EXTEND.
 Plot 2: Dial-Position MIN (Left to stop),
 Plot 3: Dial-Position 2 o'clock,
 Plot 4: Dial-Position MAX (Right to stop).

- A combination of the functions **BASS EXTEND** and **LOW MID EQ** allow a wide range of control possibilities leading to a noticeable increase in tonality, only otherwise achieved with the experienced use of equalisers:



LOW MID EQ max.,
 BASS EXTEND/GAIN varied.
 CAUTION! Plot 4: Extreme Loudness-Effect
 with +16dB-boost at 55Hz.

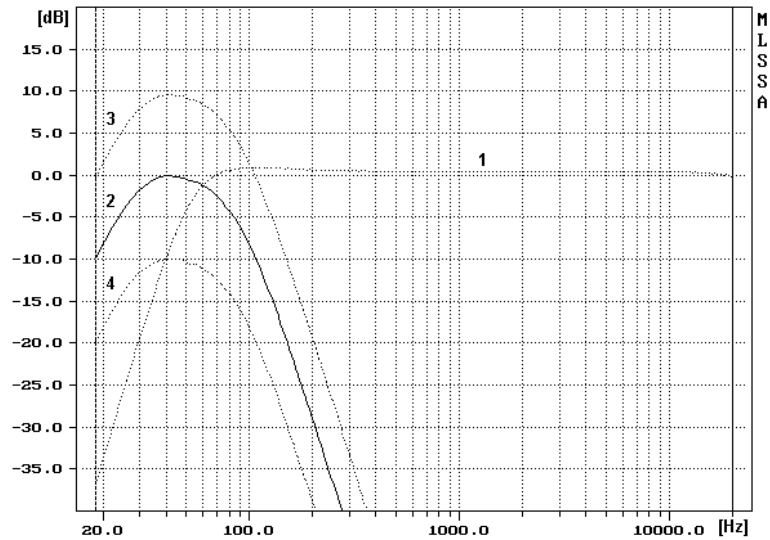


BASS EXTEND/GAIN max.,
 LOW MID EQ varied.

- Front button ❷ **ACTIVE BASS** depressed: Dial ❸ **BASS GAIN**: The control function of BASS GAIN is switched to the separate BASS-output with the function ACTIVE BASS. The dial now as the function of a volume control for the active-driven power amplifier. The middle frequency of the bass signal is at 45Hz. At the position REF both the BASS- and FR/Hi-outputs deliver equal electrical output. The audio signal at the FR/Hi-outputs remains unchanged regardless of the position of the BASS GAIN dial. The functions MID EQ and LOW MID EQ, when activated remain operative at the FR/Hi-outputs. The over-lapping of the FR/Hi and BASS audio signals in the cross-over region occurs "phase-correct" and supports the coupling with "satellite" systems. Bass systems, driven on the activated BASS-output should not incorporate a passive filter network(See ProStage-example)
Note: In this mode of operation the BASS EXTEND can also be activated for the FR/Hi-outputs, however, due to the higher power capacity in the low frequency range, this method should only be executed when using mid/high systems incorporating a 15" low / mid loudspeaker. 12"-systems can

eventually be overloaded in this mode, due to the high-pass filter being moved to a lower frequency (page 6, Plot 2, top diagram).

Front button ④ **ACTIVE BASS** depressed activates the **BASS**-outputs together with the dial ③ **BASS GAIN** with 41 indent positions in the operating range $-\infty\dots+9\text{dB}$ @ 45Hz.



Plot 1: Frequency range of the EQX22 at the FR/Hi-outputs, Basic function high-pass filter 60Hz. (BASS EXTEND not activated.)
 Plots 2-4: Frequency range of the EQX22 at the BASS-outputs, Dial BASS GAIN activated with switch ACTIVE BASS, separate BASS-outputs activated.
 Plot 2: Dial-Position REF,
 Plot 3: Dial-Position MAX (Right to stop),
 Plot 4: Dial-Position 10:30.

- Front buttons ② **MONO BASS** and ④ **ACTIVE BASS** depressed: The bass signal is presented as a mono-sum signal to the BASS-outputs.

Front buttons ② **MONO BASS** and ④ **ACTIVE BASS** depressed activates the **BASS**-outputs together with the dial ③ **BASS GAIN** with 41 indent positions in the operating range $-\infty\dots+9\text{dB}$ @ 45Hz, the bass signal is presented as mono-sum.

- The **POWER-LED** is situated on the front panel and indicates the operational status of the unit. Should the LED fail to light when connected to the mains it is necessary to check the fuse, which can be found on the inside of the device. Here it is necessary to open the device. **Important! Always disconnect the unit from the power supply before opening the enclosure!** Only replacement fuses of the same type should be used. Should the LED still fail to light after replacing the fuse then there is a failure to the device and the maintenance-free PTC-resistor is protecting from further damage.

All repair and service work should be carried out by authorised personnel only.

CONNECTIONS

- **INPUT:** One balanced XLR-input for each channel can be found on the rear panel of the GAE EQX22. High quality input amplifiers ensure a minimum of distortion and a maximum of signal to noise ratio.
- **OUTPUT:** Four outputs for the connection of the EQX22 with the power amplifiers can be found on the rear panel of this device. The outputs are electronically balanced and are of low impedance. At least 6...10 power amplifiers (depending on input impedance) can be connected to each channel and frequency area without problem.

Please refer to "Hints on connection"! Polarity reversal, incorrect signal direction and faulty cable material can cause serious damage to all connected equipment and loudspeakers!

Technical Specifications

Dimensions (W x H x D)	19" / 1HE, 100mm (3.94")
Weight	1.7kg
Power supply	230-240V, 115-120V / 50-60Hz, <7VA non-leakage toroidal transformer, transient-protection, primary circuit: safety fuse, M 0.25A secondary circuit: maintenance-free PTC-resistor
Inputs	electronically balanced, input impedance 20k Ω
Maximum input level	+20dBu (BASS GAIN \leq REF) +16dBu (BASS GAIN max. @ 50Hz)
Outputs	electronically balanced, output impedance \leq 20 Ω
Maximum output level	+20dBu in 600 Ω (\cong 10Vrms)
THD+N	\leq 0.008%
Signal/Noise ratio FR/Hi	\geq 93dBV (linear-weighted 22Hz...22kHz) \geq 97dBV (A-weighted)
Signal/Noise ratio BASS	\geq 98dBV (linear-weighted 22Hz...22kHz) \geq 102dBV (A-weighted)
Dynamic range FR/Hi (150...22kHz)	\geq 111dB (linear-weighted) \geq 116dB (A-weighted)
Dynamic range BASS (22...150Hz)	\geq 116dB (linear-weighted) \geq 120dB (A-weighted)
Channel cross-talk FR/Hi	\geq 90dB @ 1kHz \geq 73dB @ 20kHz

0dBV \cong 1V

0dBu \cong 0.775V \cong -2.214dBV

ANHANG A (Bedienungselemente)

Abbildung (A): Frontseite

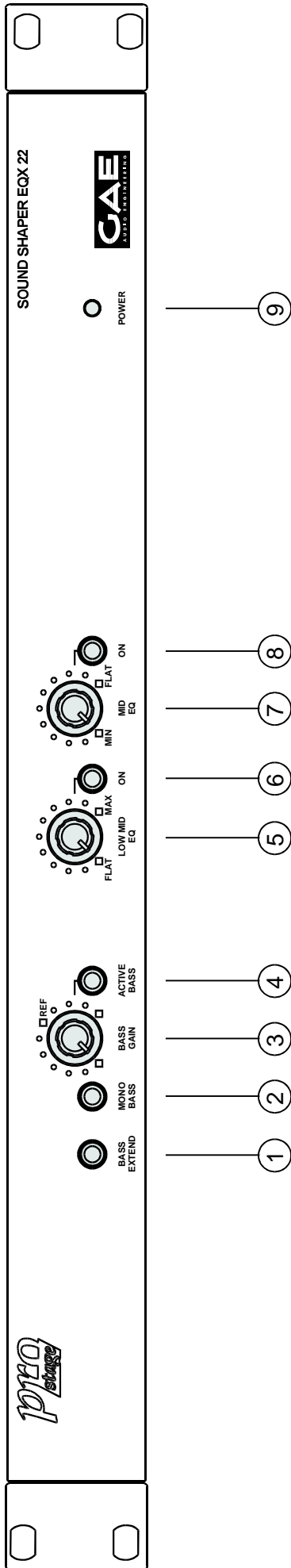
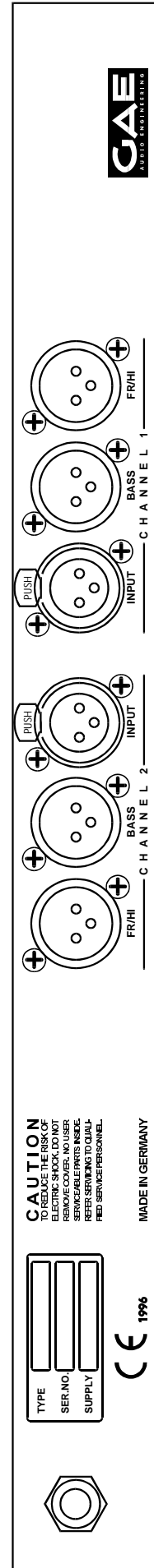
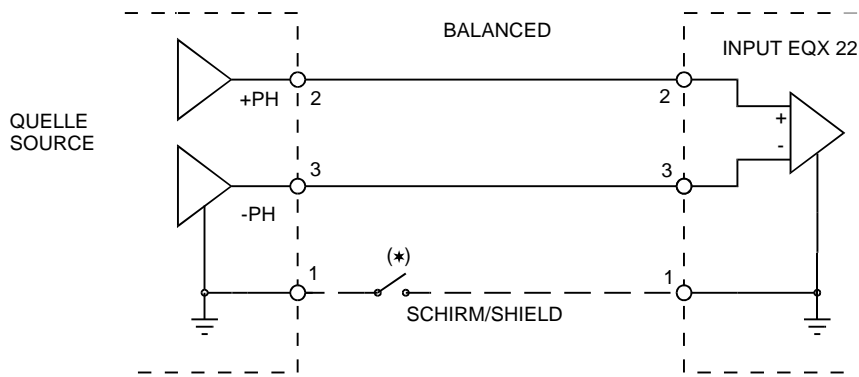


Abbildung (B): Rückseite

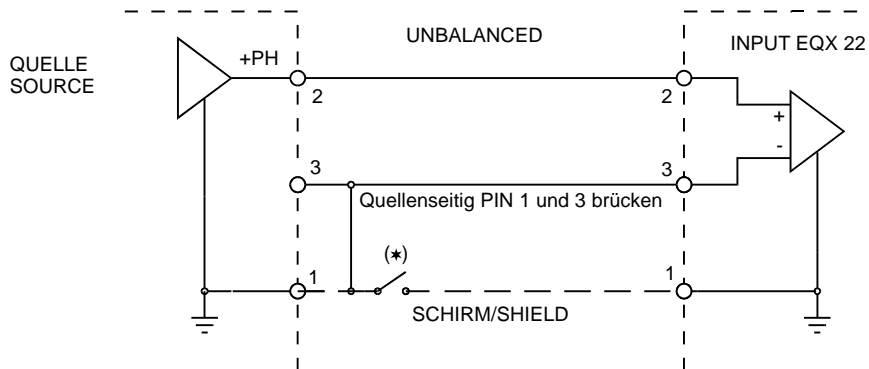


ANHANG B (Anschlußhinweise GAE Sound Shaper EQX 22)

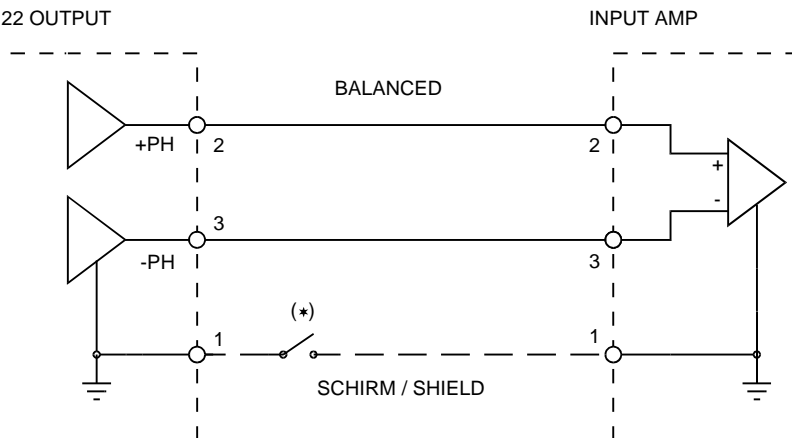
1) BALANCED IN / Impedance = 20 kOhm



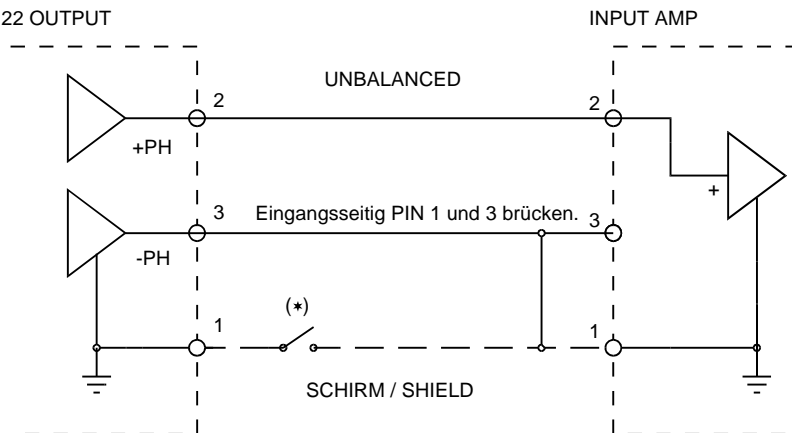
2) UNBALANCED IN



3) BALANCED OUT / IMPEDANCE < 20 Ohm
EQX 22 OUTPUT



4) UNBALANCED OUT
EQX 22 OUTPUT

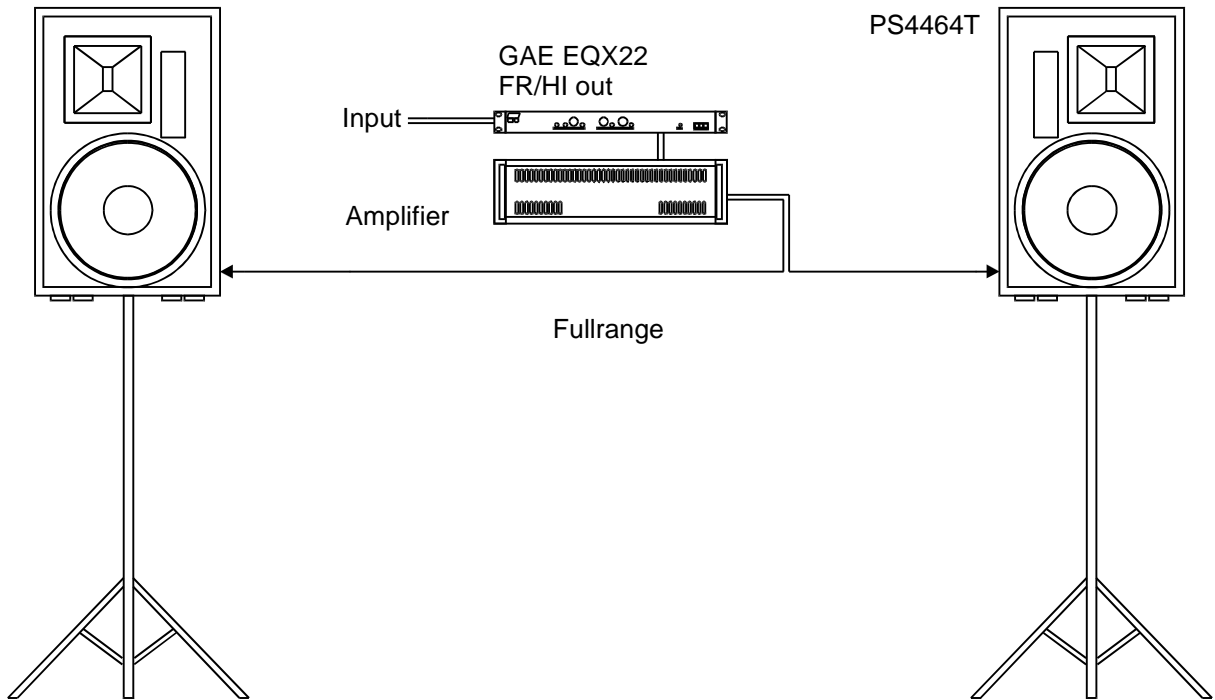


(*) Zur Behebung der Wirkung von Brummschleifen (Ground Loops) eventuell notwendig.

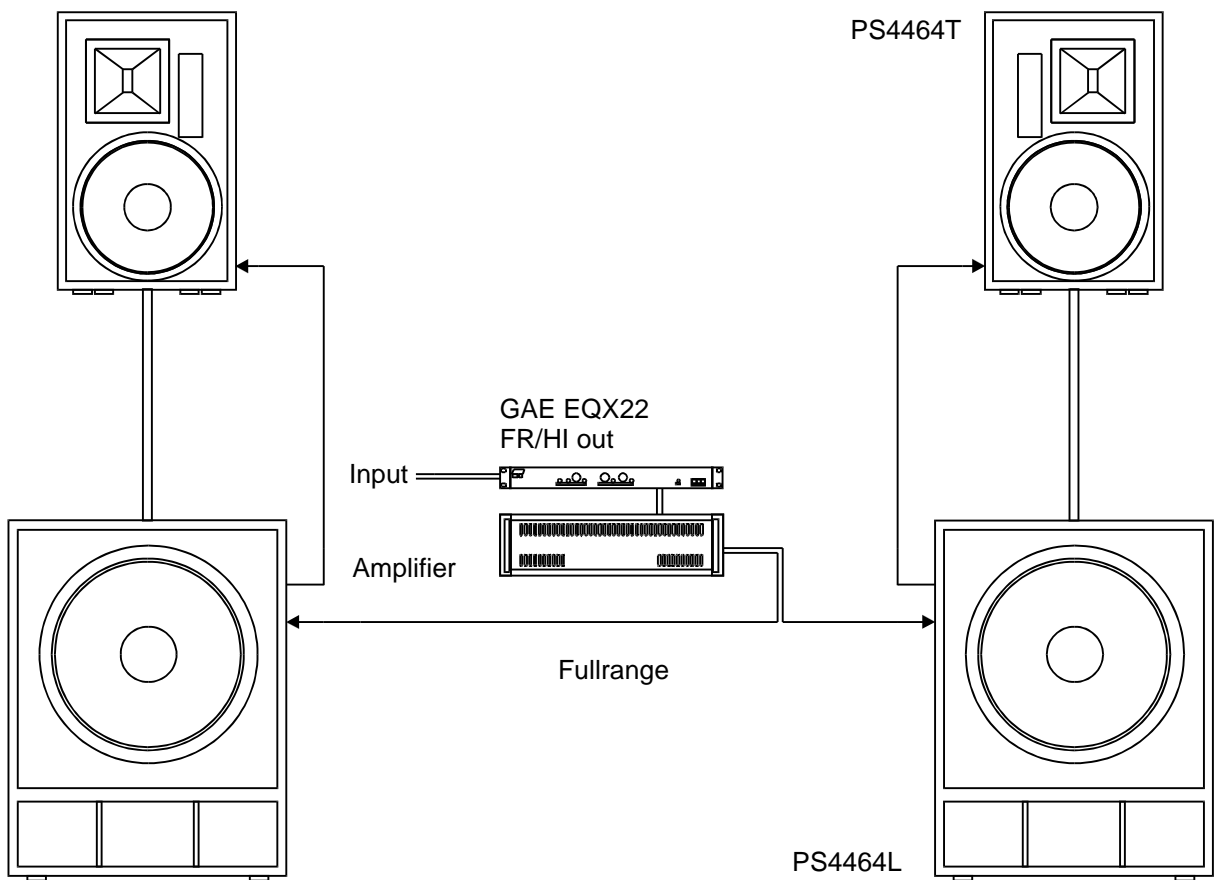
Der aktive Ausgang des EQX 22 ist anschlußseitig wie ein Transformatorausgang anzusehen.

Nur zweiadrige, abgeschirmte Signalleitungen verwenden!

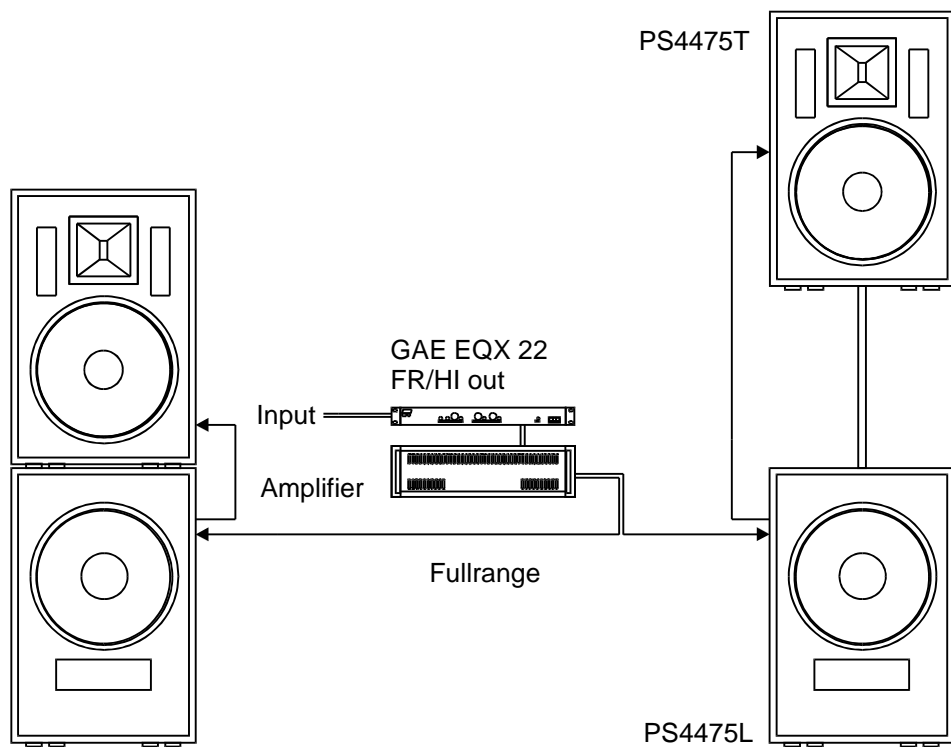
ANHANG C (Anwendungsbeispiele)



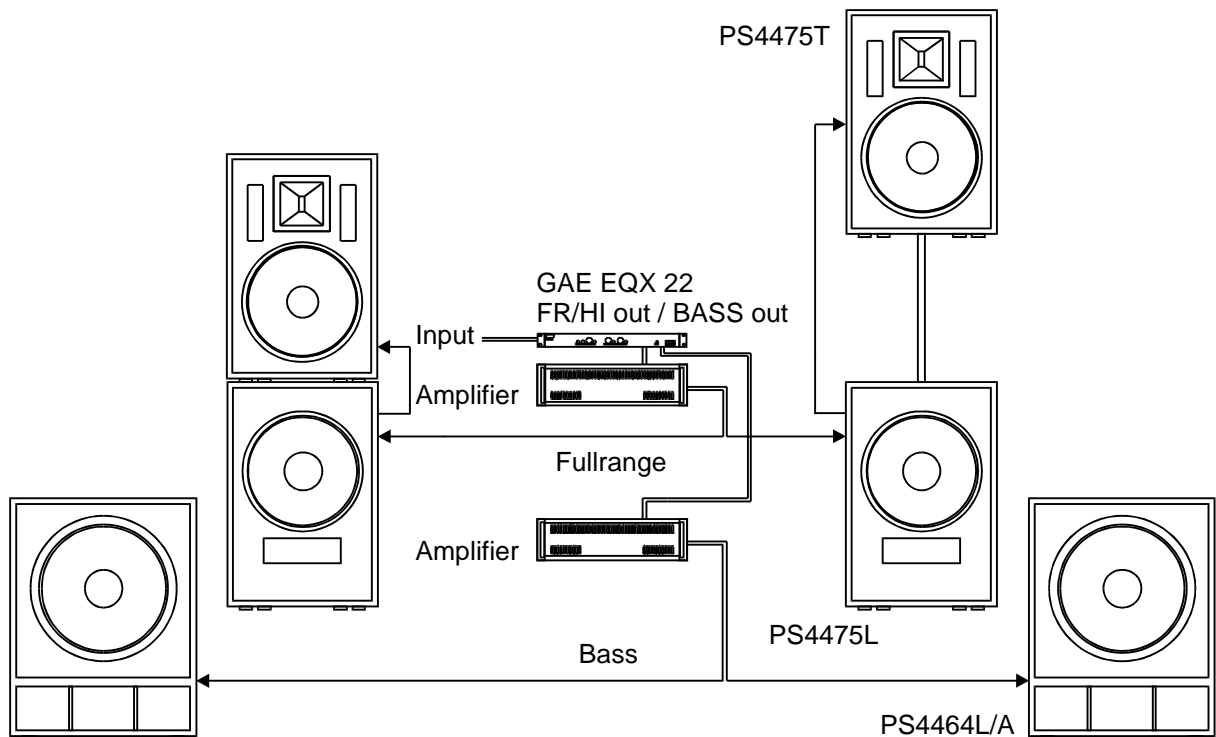
Fullrange-Betrieb eines 12"-Topteils PS4464T.



Das Top PS4464T und der Bass PS4464L sind mit integrierter Frequenzweiche und werden fullrange betrieben. Die ACTIVE BASS Option des EQX 22 wird in dieser Applikation nicht verwendet.



Das Top PS4475T und der Bass PS4475L sind mit integrierter Frequenzweiche und werden fullrange betrieben. Die ACTIVE BASS Option des EQX 22 wird in dieser Applikation nicht verwendet.



Der Bass PS4464L/A ist ohne passive Frequenzweiche und wird in dieser Applikation aktiv über den BASS-Ausgang des EQX 22 mit eingeschalteter Option ACTIVE BASS angesteuert. Die PS4475-Systeme werden fullrange am FR/Hi-Ausgang betrieben.